




Zoom - Laptop and Cell Phone Instructions

Laptop Users

If using a laptop:

1.) You will receive an email from bariatrics@mercy.org that will include a link to **register** for the online meeting. Click on the link to register and include your name and email address. Click the blue Register button to continue.

Meeting Registration





Topic *****Test*** Bariatric Surgery Program New Patient Group Visit**

Time Mar 25, 2020 01:00 PM in [Central Time \(US and Canada\)](#)

First Name*	Last Name*
<input type="text" value="First Name Here"/>	<input type="text" value="Last Name Here"/>
Email Address*	Confirm Email Address*
<input type="text" value="YourEmailHere@gmail.org"/>	<input type="text" value="YourEmailHere@gmail.org"/>

* Required information

 I'm not a robot


reCAPTCHA
Privacy - Terms

2.) Once you have registered, you are taken to a second **Meeting Registration Approved** page where you are given a link to join the seminar (see highlighted sample below). Click the link.

Meeting Registration Approved

Topic ***Test*** Bariatric Surgery Program New Patient Group Visit

Time Mar 25, 2020 01:00 PM in [Central Time \(US and Canada\)](#)

 [Add to calendar](#) ▾

Meeting ID: 429-115-708

To Join the Meeting

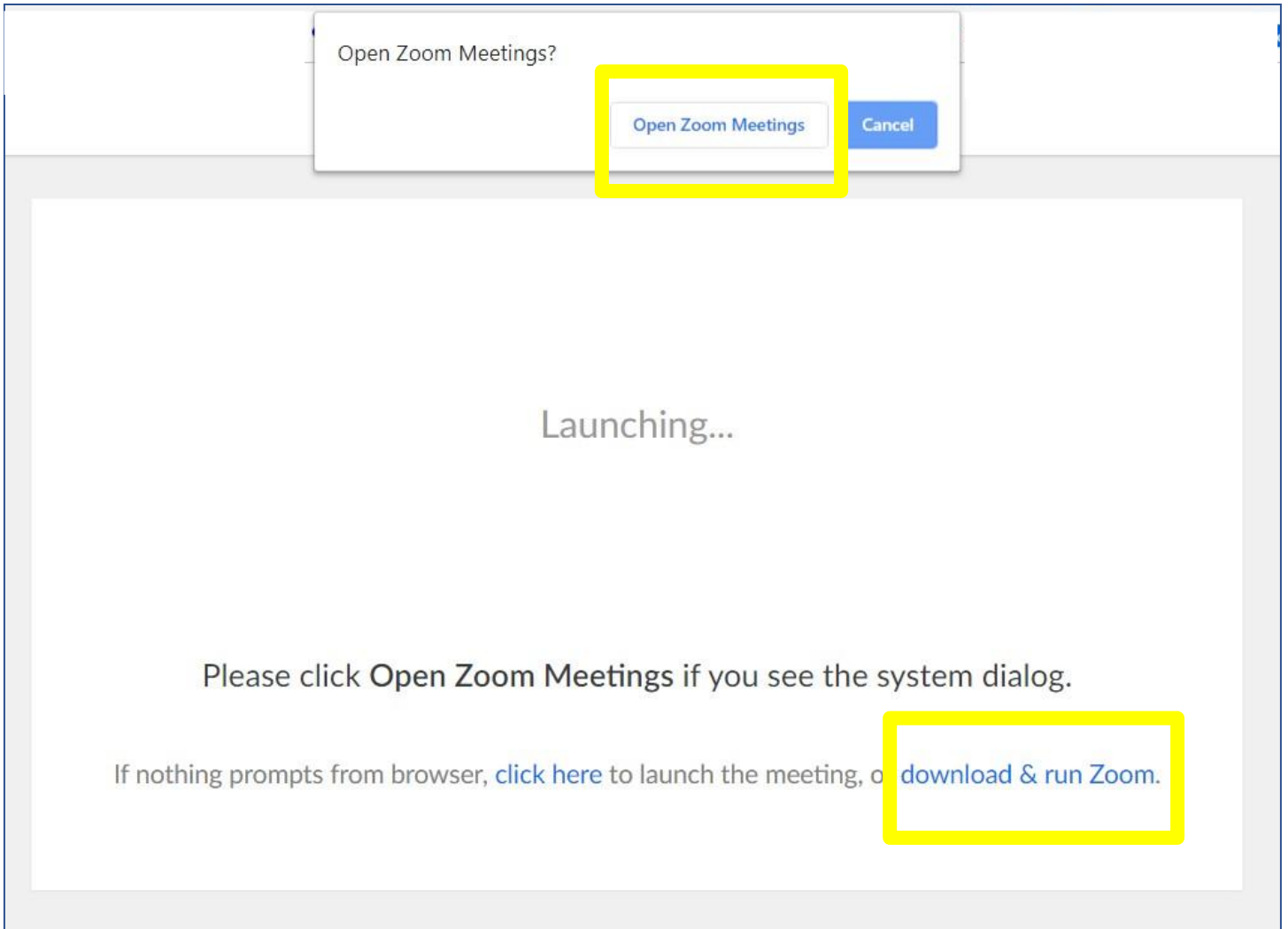
Join from a PC, Mac, iPad, iPhone or Android device:

Please click this URL to join. [https://zoom.us/w/429115708?tk=L1XOe8lvjnutFKH2UTIG63UXeyrLjVYbjN0eyKI9meE.DQEAAAAAGZPJBY1T2V2S050bFJ6MIZ5Q1hHU2RHZVF3AA&pwd=dml5dmxaOXpURDhCS2kvTmlUNG45Zz09](https://zoom.us/j/429115708?tk=L1XOe8lvjnutFKH2UTIG63UXeyrLjVYbjN0eyKI9meE.DQEAAAAAGZPJBY1T2V2S050bFJ6MIZ5Q1hHU2RHZVF3AA&pwd=dml5dmxaOXpURDhCS2kvTmlUNG45Zz09)

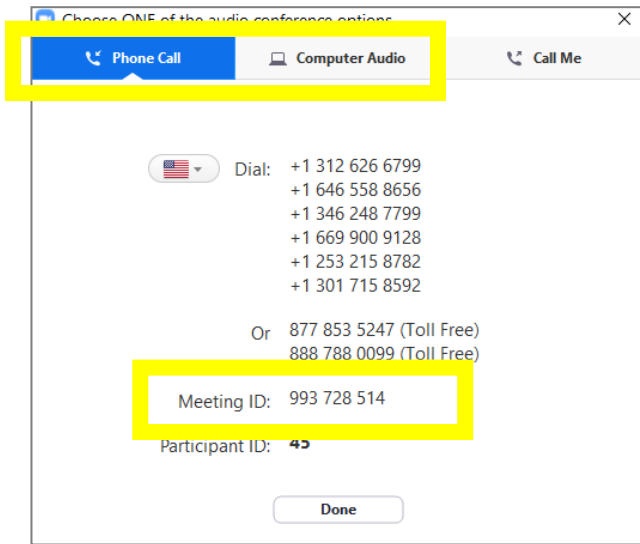
To Cancel This Registration

You can [cancel](#) your registration at any time.

3.) Once you click the link you will open Zoom and may need to download the player. Choose to either **Open Zoom Meetings** or **Download & Run Zoom**. (see highlighted below). This will bring you into the live meeting.



4.) Once in the meeting, you will be given an option to use your laptop audio or to dial in toll-free from a phone. If dialing in, you will also need to include your meeting ID (example below).



a.) At this time, you can mute or unmute your phone:

Group patient meetings or support group members please choose: **Unmute.**

Free seminar attendees – choose **Mute.**

b.) You will also be asked if you would like to **Join with Video.**

Group patient meetings or support group members please choose: **Join with Video.**

(Note: You will be live to all others on the call)

Free seminar attendees – choose **Join Without Video.**


You will then be placed and LIVE in the Zoom meeting.

Cell Phone Users

If using a cell phone:

1.) You will receive an email from bariatrics@mercyare.org that will include a link to **register** for the online meeting. Click on the link to register and include your name and email address. Click the blue Register button to continue.

Meeting Registration





Topic *****Test*** Bariatric Surgery Program New Patient Group Visit**

Time Mar 25, 2020 01:00 PM in [Central Time \(US and Canada\)](#)

First Name*	Last Name*
<input type="text" value="First Name Here"/>	<input type="text" value="Last Name Here"/>
Email Address*	Confirm Email Address*
<input type="text" value="YourEmailHere@gmail.org"/>	<input type="text" value="YourEmailHere@gmail.org"/>

* Required information


 I'm not a robot


reCAPTCHA
Privacy - Terms

2.) Once you have registered, you are taken to a second **Meeting Registration Approved** page where you are given a link to join the seminar (see highlighted sample below). Click the link.

Meeting Registration Approved

Topic *****Test*** Bariatric Surgery Program New Patient Group Visit**

Time Mar 25, 2020 01:00 PM in [Central Time \(US and Canada\)](#)
 [Add to calendar](#) ▼

Meeting ID: 429-115-708

To Join the Meeting

Join from a PC, Mac, iPad, iPhone or Android device:

Please click this URL to join. [https://zoom.us/w/429115708?
tk=L1XOe8lvjnutFKH2UTIG63UXeyrLjVYbjN0eyKI9meE.DQEAAAAAGZPJBY1T2V2S050bFJ6MIZ5Q1hHU2RHZVF3AA&pwd=dml5dmxaOX
pURDhCS2kvTmLUNG45Zz09](https://zoom.us/j/429115708?tk=L1XOe8lvjnutFKH2UTIG63UXeyrLjVYbjN0eyKI9meE.DQEAAAAAGZPJBY1T2V2S050bFJ6MIZ5Q1hHU2RHZVF3AA&pwd=dml5dmxaOXpURDhCS2kvTmLUNG45Zz09)

To Cancel This Registration

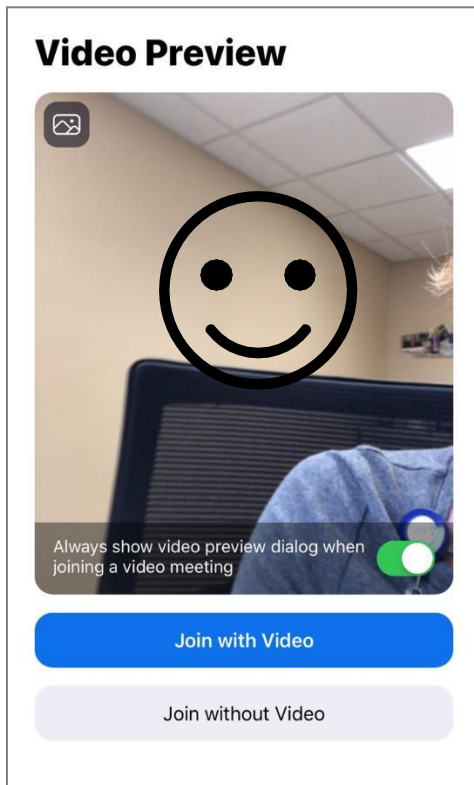
You can [cancel](#) your registration at any time.

3.) Once you click the link, you will be prompted to download the Zoom App. Follow the prompts to join the meeting.



4.) Next you will need to choose whether you are participating with live video.
Group patient meetings or support group members please choose: **Join with Video.**
(Note: You will be live to all others on the call)

Free seminar attendees – choose Join Without Video.



5.) Finally, choose **Call using Internet Audio** to be able to hear during the meeting. You will then be live in the meeting.

